



110 VAC ("HARDWIRED") PHONES



Part no.	Description
A936P2	Mounts in telephone cabinet; 8 ¹ / ₈ " H x 5 ¹ / ₈ " W x 2 ¹ / ₁₆ " D.
A936P3-1	Mounts behind COP. 8 ¹ / ₈ " H x 5 ¹ / ₈ " W x 2 ³ / ₄ " D.
A936P3-2	Mounts behind COP. 8 ¹ / ₈ " H x 4 ¹ / ₂ " W x 1 ³ / ₄ " D.

PHONE CABINETS



A930A, hinged left*

Need a cabinet for the A936P2 or A940P2 emergency phones shown at left? Mounts left or right.

- Order A930A for stainless
- Order A930B for bronze.



**To mount for right opening, turn unit upside down and invert phone handle*

- Order A930-05 for Faceplate only – Stainless Steel

Dimensions

Faceplate: 12¹/₂" H x 9³/₄" W
 Electrical Box: 11" H x 8³/₄" W x 3¹/₂" deep

TELEPHONE-LINE-POWERED PHONES




Part no.	Description
A940P2	Mounts in telephone cabinet. Phone dims. 8 ³ / ₁₆ " H x 4 ⁵ / ₈ " W x 2 ¹ / ₁₆ " D.
A940P3	Mounts behind COP. 6 ¹ / ₈ " H x 4 ¹ / ₂ " W x 1 ³ / ₄ " D; ADAMS mtg. plate.
A940P4	Mounts behind COP. 6 ¹ / ₈ " H x 4 ¹ / ₂ " W x 1 ³ / ₄ " D; EMS mtg. plate.
A940P5	Mounts behind COP. 6 ¹ / ₈ " H x 4 ¹ / ₂ " W x 1 ³ / ₄ " D; TRE mtg. plate.
A940PSS	Flush mount; St. Steel Plate 10 ¹ / ₂ " H x 6 ¹ / ₂ " W
A940PSL	Flush mount; St. Steel Plate 13 ³ / ₄ " H x 10" W
A940PSM	Surface mount; St. Steel Plate 9 ¹ / ₂ " H x 5 ¹ / ₁₆ " W x 1 ³ / ₈ " D

HINGED PLATE ASSEMBLIES

PHA0800: 6²⁷/₆₄" x 8⁷/₈"
 PHA0900: 8¹/₄" x 8⁷/₈"
 PHA1000: 8⁷/₈" x 8⁷/₈"

PHONE HANDLES



NY-949-A1



694B632G01



9846396

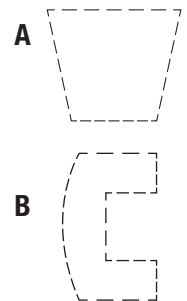


3-40089-63



9846384

SHAPE



Choose from two styles of phone handles. Made from high-impact plastic; includes mounting screws. Black handle with white imprint.

A464B. Black phone handle with white word "PHONE."

A464C. Black phone handle with white telephone symbol.

Part no	Legend	Shape	Dimensions	Mounting Locations	Fasteners Provided
NY-949-A1	(None)	A	2" L x 1/2" W x 1/2" T	1/4", 3/4", 1 1/4", 1 3/4"	2 screws
694B632G01	(phone icon)	A	2 1/2" L x 7/16" W x 1/2" T	1/4", 1 1/4", 2 1/4"	none
9846396	"PHONE"	A	2 3/16" L x 5/8" W x 1/2" T	5/8", 1 1/2"	2 screws
3-40089-63	"PHONE"	A	2" L x 1/2" W x 1/2" T	1/4", 3/4", 1 1/4", 1 3/4"	2 screws
9846384	(None)	B	1 1/2" L x 3/8" W x 1/8" T	3 3/8" L studs on backs	3 Tinnerman Clips